



*Profile Developments*



Profile  
Developments  
(Est. 1984)

# INDEX

PANEL	PAGE NUMBER
ATHENIA SOLID	31
ATHENIA 1/ATHENIA 2	13,11
ATHENIA GL7/ATHENIA GL8B	5,6
BORDEAUX GL10/GL11	22,3
BORDEAUX GL12/GL14	15,11
BORDEAUX GL15B	9
CARTHAGE SOLID/GEORG BAR	30,27
CARTHAGE 1/GL7	15,20
CARTHAGE GL8/GL14B	21,9
CARTHAGE GL15B/GL16B	5,3,16
DIAGONAL SOLID	29
FLORENCE SOLID/B/C	28,22,8,15
FLORENCE GL5B/GL6B	4,14
GEORGIAN 1/3	17,29
GOTHIC	26
HERRINGBONE SOLID/GL1/GL3	26,18,10
HERRINGBONE GL4B/GL6B	23,2
MUNICH SOLID/ROSE/GL5B	24,13,3
MUNICH GL7	19
PALLADIO GL1/GL2/GL3/GL4/GL5	12
PALLADIO GL6	21
POMPEII SOLID/1/3/4	27,16,8,25
POMPEII GL10/GL12/GL8	17,9,21,2
POMPEII GL15B/GL16B/GL9	8,23,13
RENAISSANCE B/GEORG BAR	5,26
RENAISSANCE GL10/GL13	9,20
RENAISSANCE GL17B	6,
SUNBEAM GEORG BAR/1/2	29,27,15
SUNBEAM 2 WITH SUNBEAM 3B	20
SUNBEAM 5/6/9/	11,17,22
SUNBEAM GL11/GL13B/GL14	18,5,6
SIERRA LEONE SOLID	28
SIERRA LEONE GL9B	6
T&G SOLID/GEORG BAR/RESIN	27,29,30
T&G GL1/GL4/GL5/GL6B	7,17,11,23
T & G GL7B/GL8B	20,16
TUDOR SOLID/GEORG BAR	29,28
TUDOR 3/GL10/GL11	13,22,18
TYPICAL GEORGIAN ENTRANCE	25



***Herringbone GL6B Satinized**  
(Min. Glass Width 265mm)  
Colour: Ash*



***Pompeii GL8**  
(Min. Glass Width 242mm)  
Colour: White*

***D**ear Customer,*

*We are delighted to present our new collection of glass and range of woodgrain panels.*

*As you are aware, the glass content of a door has become increasingly important in creating a good image for your door entrance. With the development of our resin technology we are now able to produce more intricate designs as well as create new concepts and ideas. This is evident for instance, in the black resin on satinised glass which produces a crystal clear, water-like transparency. We have done a lot of design-work and believe we have achieved very good results with a traditional glass look. All our glass is produced by our own staff in-house giving us complete control over quality.*

*In this new collection we are also introducing four new woodgrain types, OREGON PINE, CEDARWOOD, ASH and CREAM which will enhance our existing range.*

*PROFILE DEVELOPMENTS is a family-owned Irish company which has always endeavoured to bring new ideas to the market. We are often copied as we tend to lead rather than follow. In this regard we can only quote the adage "Imitation is the sincerest form of flattery". As always, we take this opportunity to thank you, the customer for making us Ireland's number one door panel manufacturer.*

All our products are manufactured to the highest possible standard. However due to the handcrafted nature of the glass and door panel designs, variances in colour and other imperfections may occur. Please note colour illustrated in glass designs are from the background sources and do not compromise part of the design.




*Munich GL5B Satinized  
(Min Glass Width 270mm)  
Colour : Ash*



*Bordeaux GL11  
(Min. Glass Width 295mm)  
Colour: White*



*Carthage GL16B Satinized  
(Min. Glass Width 350mm)  
Colour: White*



*Close-up shots show the fine detail and crystal-like transparency made possible with our new resin system.*

*Please note obscure glass (with the exception of Flemish) is not available; to use this would diminish the crystal-like effect.*



***Florence GL5B Satinized  
(Min. Glass Width 230mm)  
Colour: Cedarwood***



*Sunbeam GL13B Satinized*  
(Min. Glass Width 220mm)  
Colour: Sherwood



*Athenia GL7*  
(Min. Glass Width 295mm)  
Colour: White



*Renaissance B*  
(Min. Glass Width 340mm)  
Colour: White



*Carthage GL15B Satinized*  
(Min. Glass Width 340mm)  
Colour: Ash



*Athenia GL8B Satinized*  
(Min. Glass Width 355mm)  
Colour: Blue



*Sierra Leone GL9B Satinized*  
(Min. Glass Width 325mm)  
Colour: Ash



*Sunbeam GL14 Satinized*  
(Min. Glass Width 230mm)  
Colour: Black



*Renaissance GL17B Satinized*  
(Min. Glass Width 320mm)  
Colour: Green



***T&G GL1***  
***(Min. Glass Width 295mm)***  
***Colour: Black***





*Florence C*  
(Min. Glass Width 160mm)  
Colour: Black



*Pompeii GL15B Satinized*  
(Min. Glass Width 350mm)  
Colour: Cedarwood



*Pompeii 3*  
(Min. Glass Width 285mm)  
Colour: Sherwood



*Our new glass designs are produced using our black line and colour resin system. The colours have a very authentic translucent quality.*



*Bordeaux GL15B Satinized  
(Min. Glass Width 360mm)  
Colour: White*



*Pompeii GL12  
(Min. Glass Width 219mm)  
Colour: Black*



*Carthage GL14B Satinized  
(Min. Glass Width 360mm)  
Colour: Cedarwood*



*Renaissance GL10  
(Min. Glass Width 295mm)  
Colour: White*



***Herringbone GL3  
(Min. Glass Width 295mm)  
Colour: Black***



*Athenia 2*  
(Min. Glass Width 377mm)  
Colour: Red



*Sunbeam 5*  
(Min. Glass Width 172mm)  
Colour: White




*Boreaux GL14*  
(Min. Glass Width 339mm)  
Colour: White




*T&G GL5*  
(Min. Glass Width 240mm)  
Colour: Sherwood



*Palladio GL1*  
 (Min. Glass Width 280mm)  
 Colour: Sherwood



*Palladio GL5*  
 Satinized  
 Min Glass  
 Width 360mm



*Palladio GL2 Satinized*  
 Min Glass  
 Width 390mm



*Palladio GL3*  
 Min Glass  
 Width 240mm



*Palladio GL4*  
 Min Glass  
 Width 242mm



*Athenia 1*  
(Min. Glass Width 305mm)  
Colour: Red



*Pompeii GL9*  
(Min. Glass. Width 295mm)  
Colour: White



*Tudor 3*  
(Min. Glass Width 248mm)  
Colour: White



*Munich Rose*  
(Min. Glass Width 160mm)  
Colour: Green



*Florence GL6B Satinized  
(Min. Glass Width 230mm)  
Colour: Red*



*Sunbeam 2*  
(Min. Glass Width 165mm)  
Colour: Sherwood



*Carthage 1*  
(Min. Glass Width 315mm)  
Colour: Ash



*Bordeaux GL12*  
(Min. Glass Width 295mm)  
Colour: White



*Florence C*  
(Min. Glass Width 160mm)  
Colour: Red





*Carthage GL16B Satinized  
(Min. Glass Width 350mm) Colour: Ash*



*T&G GL8B Satinized  
(Min. Glass Width 360mm)  
Colour: Oregon Pine*



*Pompeii 1  
(Min. Glass Width 240mm)  
Colour: Black*



*Georgian 1*  
(Min. Glass Width 295mm)  
Colour: Red



*Pompeii GL10*  
(Min. Glass Width 295mm)  
Colour: White



*Sunbeam 6*  
(Min. Glass Width 170mm)  
Colour: White



*T&G GL4*  
(Min. Glass Width 295mm)  
Colour: Sherwood



***Tudor GL11***  
*(Min. Glass Width 295mm)*  
*Colour: White*



***Sunbeam GL11***  
*(Min. Glass Width 170mm)*  
*Colour: Sherwood*




***Herringbone GL1***  
*(Min. Glass Width 330mm)*  
*Colour: Black*



*Here we see the application of bevels to a resined glass unit. We take pride in the fact that all glass is produced in house giving us control of lead time and above all quality.*



*Munich GL7  
(Min. Glass Width 200mm)  
Colour: Sherwood*



*Georgian 1 panel with Palladio GL1 Glass Full Length Sidelights  
(Min. Glass Width 280mm)*

*Here we have a simple yet elegant glass design using black line resin and bevels. This photograph also demonstrates how the use of door design and proportion can transform the appearance of your home.*



*Reneissance GL13*  
 (Min. Glass Width 295mm)  
 Colour: White



*T&G GL7B Satinized*  
 (Min. Glass Width 325mm)  
 Colour: Black



*Sunbeam 2 with Sunbeam 3B Glass*  
 (Min. Glass Width 200mm)  
 Colour: Sherwood



*Carthage GL7*  
 (Min. Glass Width 390mm)  
 Colour: White



*Palladio GL6  
Satinized  
(Min. Glass Width  
350mm)  
Colour: Black*



*Pompeii GL12  
(Min. Glass Width 219mm)  
Colour: Sherwood*



*Carthage GL8  
(Min. Glass Width 242mm)  
Colour: White*



*Sunbeam 9*  
 (Min. Glass Width 190mm)  
 Colour: Sherwood



*Bordeaux GL10*  
 (Min. Glass Width 295mm)  
 Colour: White



*Tudor GL10*  
 (Min. Glass Width 369mm)  
 Colour: White



*Florence B*  
 (Min. Glass Width 240mm)  
 Colour: Red

*GL 20 Fanlight  
Satinized*



*Herringbone GL4B Satinized  
Colour: Ash*

*GL 21 Fanlight  
Satinized*



*Pompeii GL16B Satinized  
Colour: Rosewood*

*In keeping with traditional front door entrances we have produced these three new designs of semicircular fanlights in satinized glass. Although it is only a small addition to the door, it has a far greater visual impact on the overall design of the house.*

*GL 22 Fanlight  
Satinized*



*T&G GL6B Satinized  
Color: Cedarwood*







*Munich 1*



*Sunbeam 9*



*Pompeii GL8*



*Pompeii 1*



*Bordeaux GL14*



*T&G GL4*



*Typical Georgian Entrance (minimum glass width 280mm)*



*Georgian 1*



*Sunbeam GL14 Satinized*



*Pompeii 4*



*Gothic*



*Pompeii GL12*



*Renaissance A*



*Herringbone GL1*



*Herringbone Solid*



*Athenia GL7*



*Bordeaux GL10*



*Athenia 1*



*Pompeii 2*



*Carthage 2*



*Sunbeam 1*



*T&G Solid*



*Palladio GL6*



*Florence A*



*Bordeaux GL11*



*Tudor 2*



*Sierra Leone 4*



*Georgian 1*



*Diagonal (Solid)*



*Sunbeam 2*



*Georgian 3*



*Sunbeam (Geo. bar)*



*T&G GL3*



*Tudor 1*



*Pompeii 3*



*Renaissance GL10*



*Tudor 3*



*Carthage GL8*



*T&G GL2*



*Carthage 4*



*Athenia 4*



*Sunbeam 2*



*Renaissance B*



*Pompeii GL9*



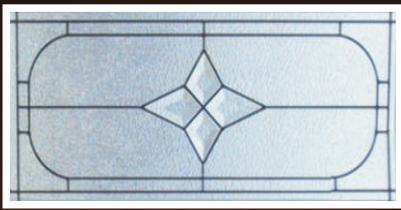
*Athenia 2*



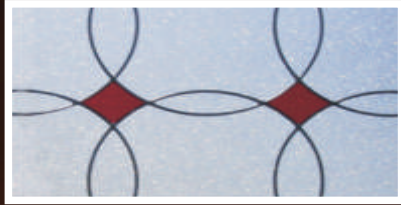
*Back Door*  
*Georgian 1/3 750*  
*Georgian 1/2 950*




## Top Lights



*Sorrento*




*Sunbeam 2*




*Pompeii GL9  
with no color border*



*Sunbeam 3B*



*Bordeaux GL14*



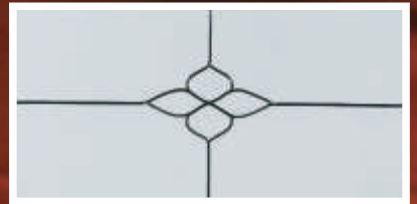
*T&G GL1*



*Palermo*

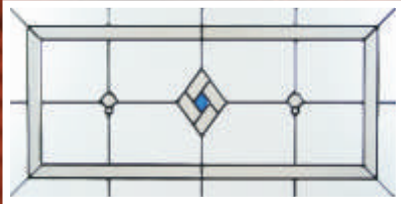


*Catania*



*Modena*

## Satinized Top Lights



*Florence GL6*



*Florence GL7*



*Florence GL5*

## Fanlights



*GL27*



*GL 25*



*GL 22 Satinized*



*Florence GL5B Satinized*



*1/2 LH Bordeaux  
1/2 RH Bordeaux*



*1/2 Glin*




*1/2 Athenia  
1/2 Sierra Leone*



*1/2 Carthage*




*1/2 Pompeii*



*1/2 Diagonal*



*1/2 Herringbone*



*1/2 T&G*



*1/2 Barony*



*1/2 Tudor*




*Conservatory*



*Venice*




*Georgian 1/2 750  
Georgian 1/2 950*



*Flatmaster Letterplates*

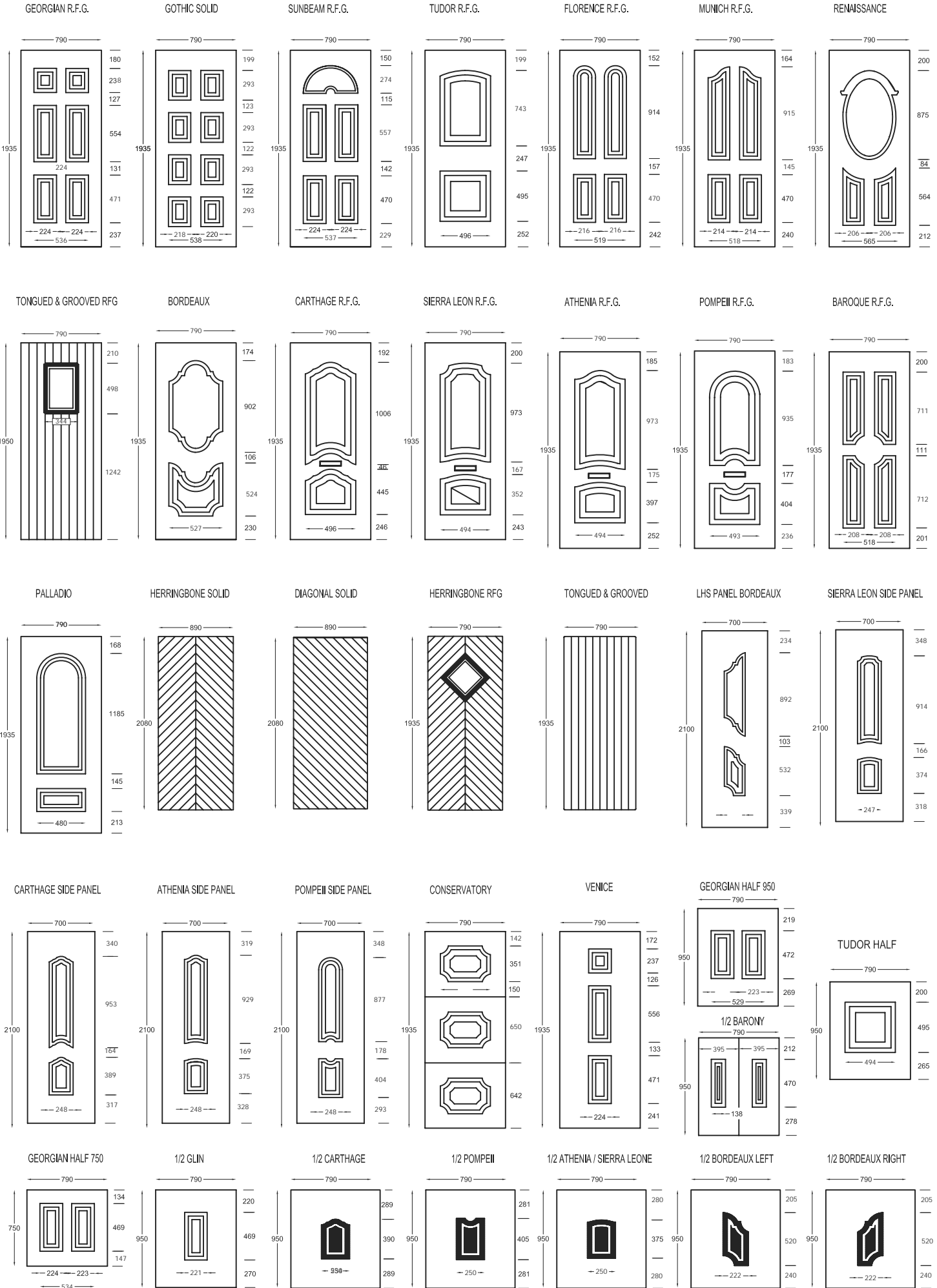


*Solid  
Door Knocker*



*Spy View  
Door Knocker*

# MOULDING DIMENSIONS



# PROFILE DEVELOPMENTS

GLIN, CO LIMERICK, IRELAND

Telephone: 353-68-34312 (5 LINES) Fax: 353-68-34492

Website: [www.profiledevelopments.com](http://www.profiledevelopments.com)

Email: [info@profiledevelopments.com](mailto:info@profiledevelopments.com)

©Profile Developments have design copyright on all panel designs and glasswork designs © 1996



White Cream Red Blue Green Black



Sherwood Woodgrain Rosewood Ash Cedarwood Oregon pine

## Obscure Glass




*Stippolyte*



*Minster*

## Distributed by:



Seven good reasons to choose from the Renaissance range:

1. Maintenance free - no more painting!
2. Best selection of panel designs making your choice unique.
3. Safety by means of an integrated MDF (Medium Density Fibre) sheet above and below the Styrofoam centre.
4. UV-stability on white panels that has been tested to the equivalent of 10 years exposure to sunlight and 5 years on our colours without showing the slightest discolouration.
5. Large variety of colours and glass designs available for door panels, toplights and sidelights.

- Bevelled Glass
- Georgian Units
- Diamond Resin
- Satinized
- Black Resin Designs

6. Damaged glass is easily replaced due to our glazing methods.

7. All our panels have raised centre mouldings like a traditional door.

Please note, owing to the photographic and printing process used, colours may vary from the printed brochure.